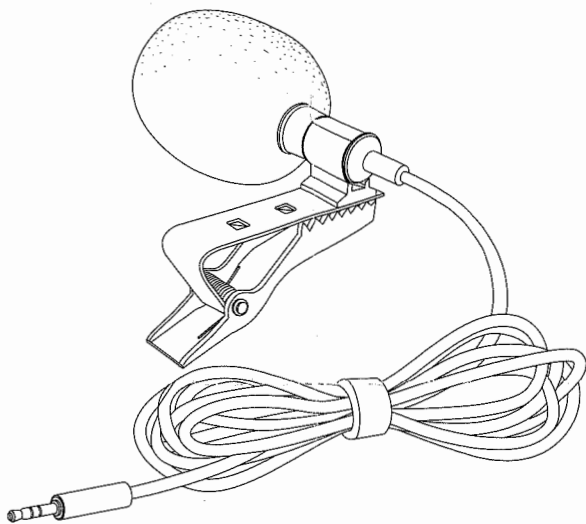
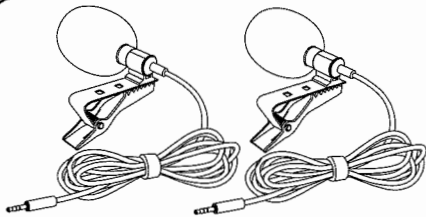


# SLINT<sup>®</sup>

## LAVALIER MICROPHONE Interview Set



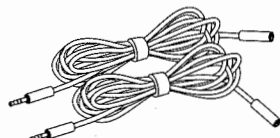
### What's Included



2 Microphones



1 Adaptor




2 Extension Cord



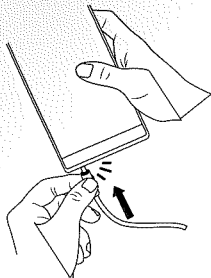
1 Y connector



2 Wind Muffs

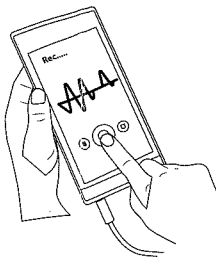


1 Portable Leather Bag



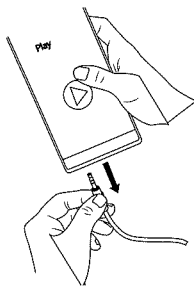
### STEP 1

Plug the microphone into your iPhone or another device.



### STEP 2

Press start or play. You can start recording on your phone or shooting the video.

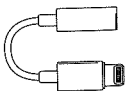


### STEP 3

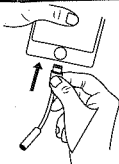
In order to listen to your recording, unplug the microphone from your phone

### Note for iPhone users:

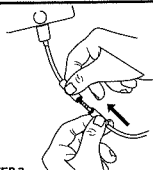
Apple users need the Lightning to 3.5mm adapter which they should already have inside the iPhone box. If they don't have it with their iPhone, they need to purchase it separately.



Apple Lightning Cable (Not included)




**STEP 1** Connect the Lightning to adapter to the iPhone.



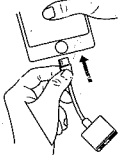
**STEP 2** Connect our lavalier microphone and start recording.

### Note for Android users:

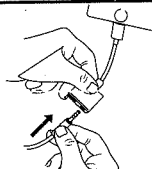
Some Android users would need a 3.5mm jack Type C to connect the lavalier microphone to their phone.



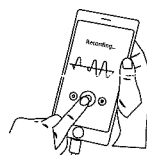
3.5mm jack Type C (Not included)



**STEP 1** Connect the Lightning to adapter to the iPhone.



**STEP 2** Connect our lavalier microphone.



**STEP 3** Start recording.

### Additional tips for Android users:

Usually, all you need to do in order to start using your lavalier microphone is plugging it into your device. Our lavalier is compatible with iPhones, iPads, Android devices, tablets, PC/DSLR (adapter included) and smartphones. However, there are rare cases when the smartphone's built-in video editor does not recognize any external microphone and only sees its built-in one. Please try plugging it into your device and in the rare case that the video editor does not see it, please follow these 5 steps.

#### STEP 1



Go to Google Play

#### STEP 2



Download & install a third party software like Open Camera.

#### STEP 3



After Installation, open the app and go to settings

#### STEP 4



Go to Video Settings

#### STEP 5



Select Audio source

#### STEP 6



Select External Mic



Question about our product? We are here to help. Please email us at [hello@proshopbrands.com](mailto:hello@proshopbrands.com)  
Get access to the online video course "Vlogger Club" [www.vlog-club.com](http://www.vlog-club.com)

**SLINT**® This brand is registered and trademarked. All rights reserved 2020.

Free bonus audiobook and ebook  
[www.vlog-club.com](http://www.vlog-club.com)  
[www.facebook.com/SLINT](https://www.facebook.com/SLINT)

**10% OFF** COUPON  
FOR ALL PRO SHOP PRODUCTS

