


## How to submit a request to add a Software Publication to your profile



The screenshot shows a profile page for an Assistant Professor. The profile includes a silhouette placeholder for a photo, the name "MAIER, MAURITZ SEBASTIAN", and the title "Assistant Professor". Under "Positions:", it lists "Assistant Professor, Mathematics, College of Science". To the right of the name are icons for email, ORCID, and a search icon. Below the name is the ORCID ID "0000". A navigation bar contains tabs for "Academic Background", "Publications", "Software", "Recent Courses", "Contact", and "View All". The "Software" tab is selected, displaying a list of software publications:

- Maier, M. S., Bardelloni, M., & Heltaj, L. LinearOperator Benchmarks, Version 1.0.0 2020  
DOI
- Maier, M. S., & Tomas, I. deal.II step-69: A first-order hydrodynamics code for the compressible Euler equations 2020  
DOI

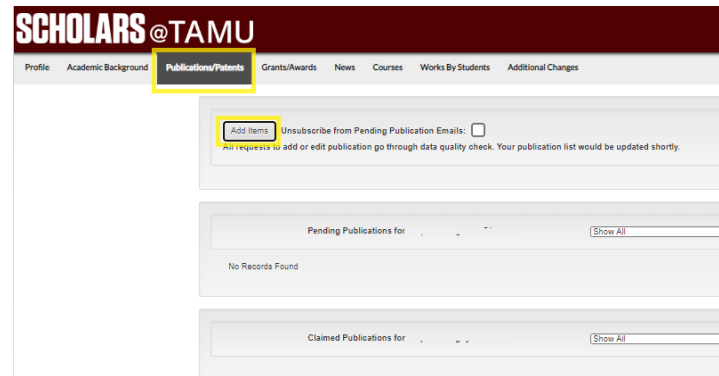
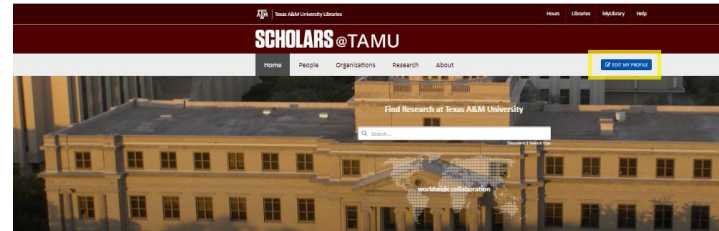
You may submit a request to add a software publication to your public profile page. Once approved, it will be displayed on your public profile page (as shown above) To do this, please follow the steps listed below.

# SCHOLARS@TAMU

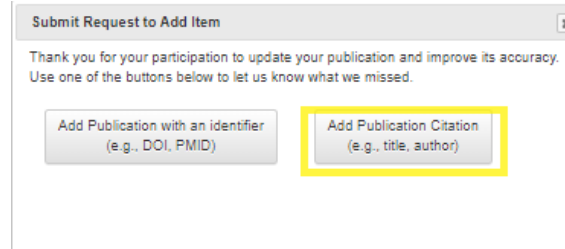
## Steps

1. Locate and click the “**EDIT MY PROFILE**” button to the right of the main tabs on the Scholars@TAMU homepage
2. Locate the **Publications/Patents** in the middle of the Scholars@TAMU main section bar. Click the **Add Item** button. A dialogue box to submit a request to add a publication should appear

## Screen View



3. Select **Add Publication Citation** button. A new dialogue box should appear.



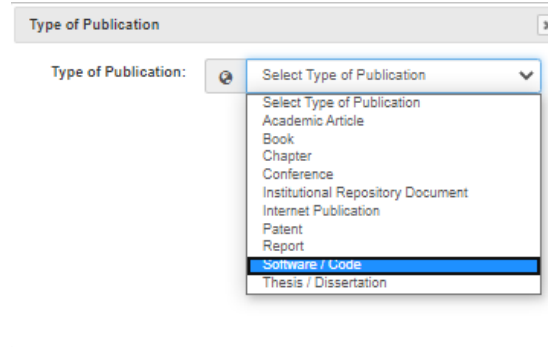
Submit Request to Add Item

Thank you for your participation to update your publication and improve its accuracy. Use one of the buttons below to let us know what we missed.

Add Publication with an identifier  
(e.g., DOI, PMID)

Add Publication Citation  
(e.g., title, author)

4. From the **Type of Publication** drop-down list, select **Software/Code**.



Type of Publication

Type of Publication: Select Type of Publication

- Select Type of Publication
- Academic Article
- Book
- Chapter
- Conference
- Institutional Repository Document
- Internet Publication
- Patent
- Report
- Software / Code
- Thesis / Dissertation

# SCHOLARS@TAMU

5. A new dialogue box to add details about the Software should appear
  - a. for the **Title** field, enter the title of the patent
  - b. for the **Release Date**, enter the date the software was released
  - c. for the **DOI** field, enter the DOI.org link if applicable
  - d. for the **Keyword** field, enter related keywords to the code if applicable
  - e. for the **Publisher URL (GitHub URL)**, enter a url to a repository storing the code such as a GitHub
  - f. for the **Short Description** field, enter a brief description about the published work
6. When you're finished entering all required fields, click on the Submit Request button

Submit Request to Add Item

Submit Request

Title: \*

Release Date: \*

DOI:

Keyword:

Publisher URL (GitHub URL): \*

Short Description:

Submit Request

Commented [1]: what if the faculty as multiple revision versions?