

## How to add a Youtube Video to your profile

Communication, Mass media, Stereotypes  
(Social psychology) in mass media, Media  
literacy



You may add a Youtube video or general website video links to your public profile page (as shown above). To do this, please follow the steps listed below.

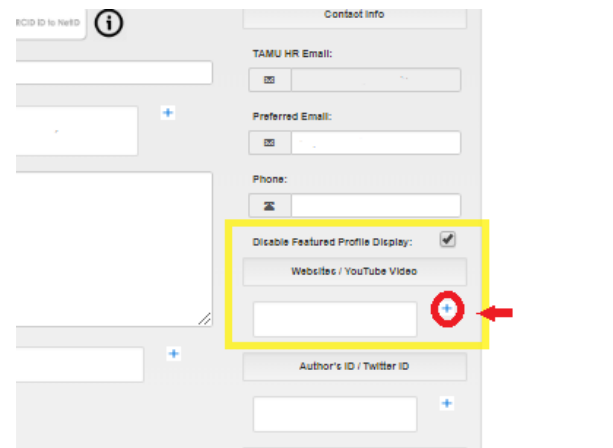
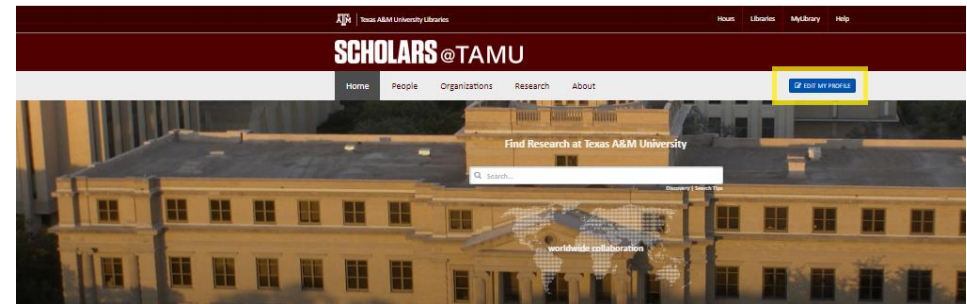
**NOTE:** The embed feature is only available for video links hosted on **Youtube** - and only **ONE** Youtube video link may be embedded on your page at a time.

# SCHOLARS@TAMU

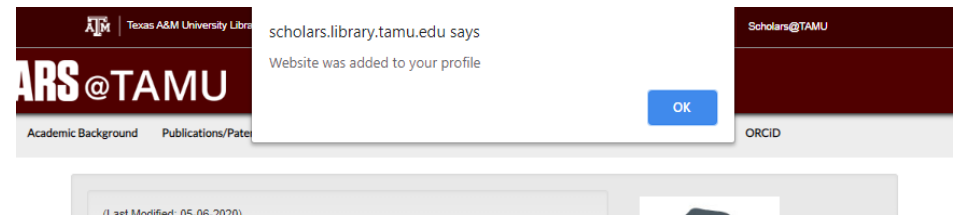
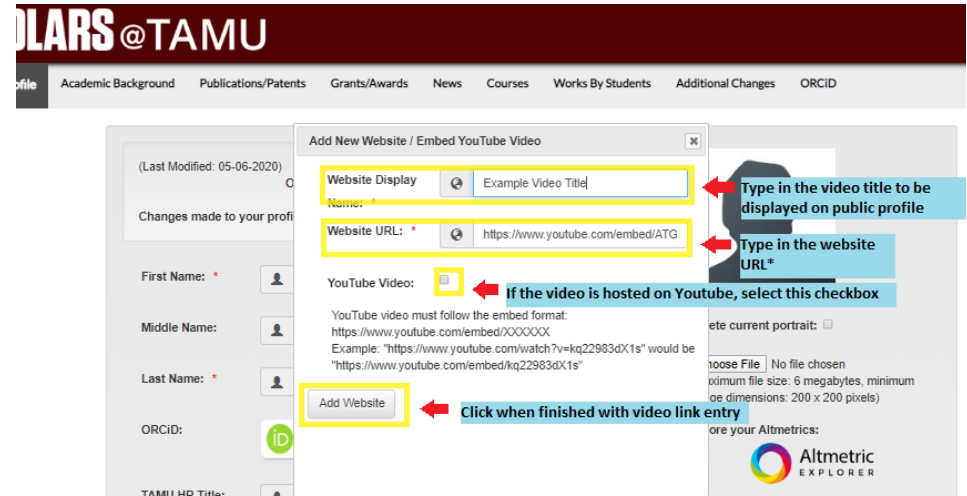
## Steps

1. Locate and click the “**EDIT MY PROFILE**” button to the right of the main tabs on the Scholars@TAMU homepage
2. Locate the **Websites / YouTube Video** section on the bottom right portion of your Scholars profile. Click the plus sign to open up a dialogue window for a new entry

## Screen View

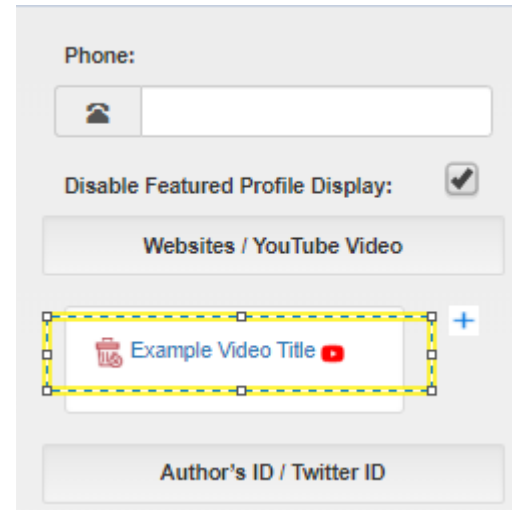


3. Type your desired public profile title for the website video link into the **Website Display Name** text box
4. Type the link to the video into the **Website URL** text box
  - a. **It must follow the following format below to enable the page embed feature**
    - i. Remove the “watch?v=” text portion of the link and replace with “embed/”
      1. For example  
"https://www.youtube.com/watch?v=kq22983dX1s"  
should be changed to  
"https://www.youtube.com/embed/kq22983dX1s"
    - ii. After adjusting the URL, click the **YouTube Video** checkbox
5. When finished with the video link entry, click the **Add Website** Button
6. A confirmation pop-up should appear - noting that you've successfully added a video link to your profile



# SCHOLARS@TAMU

7. Verify the entry has been added to your Scholars profile under the **Websites/Youtube Video** section



The screenshot displays a user profile editing interface. At the top, there is a 'Phone:' label followed by a text input field with a phone icon on the left. Below this is a 'Disable Featured Profile Display:' label with a checked checkbox. A button labeled 'Websites / YouTube Video' is positioned below the checkbox. Underneath the button, a video entry is shown with a yellow dashed border and a blue plus sign to its right. The video entry includes a red YouTube icon, the text 'Example Video Title', and a red play button icon. At the bottom of the interface, there is a button labeled 'Author's ID / Twitter ID'.